

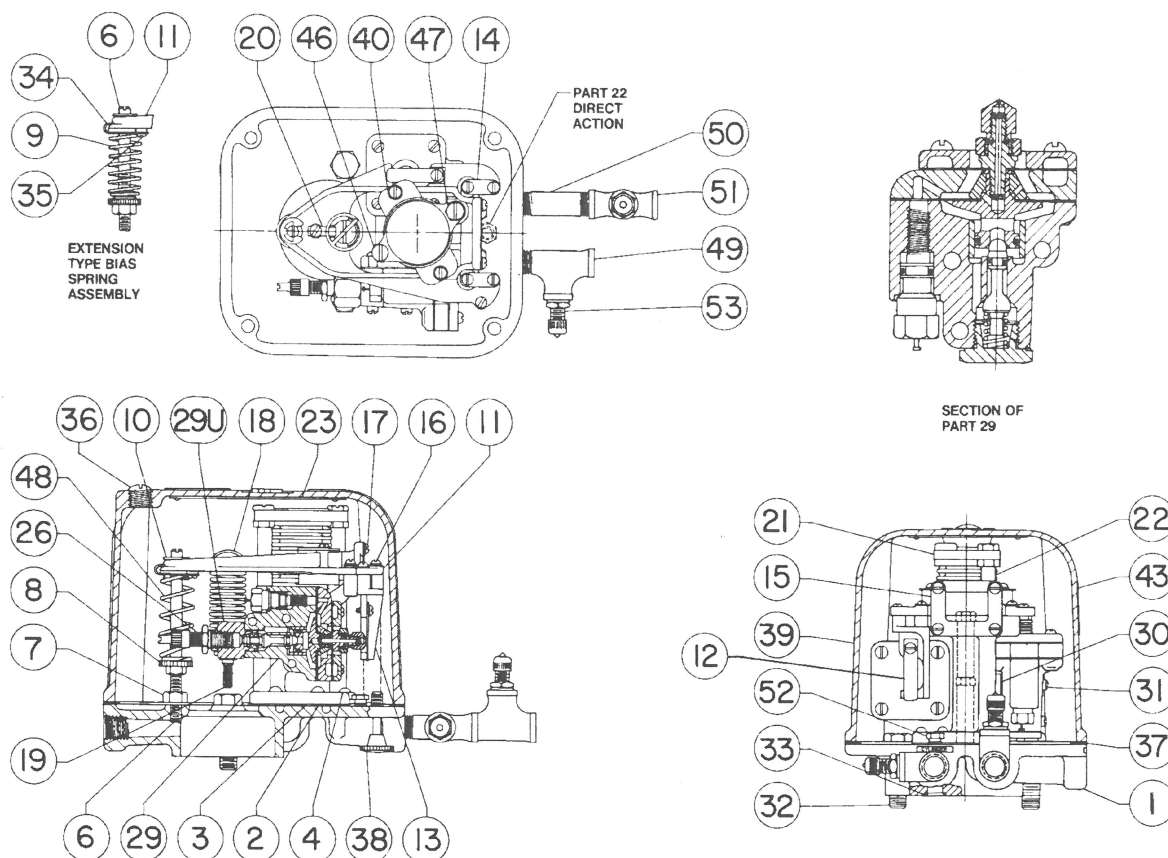
ТЕХНИЧЕСКА СПЕЦИФИКАЦИЯ

за доставка на гарнитури за пневматично реле и пневматичен позиционер тип 3570 за регулиращи клапани 5,6RL71÷74S02,04

№	ИД по ВАН	Наименование	Технически характеристики	Мярка/мерна единица	Количество
1		Гарнитура	Гарнитура малка между ферма (алуминиева основа за монтаж на хоризонтално и вертикално реле) и реле с кат.№ 1Н8559Х0032, температурен диапазон Тр 78 ⁰ С÷150 ⁰ С; работно налягане Рраб 0,6МРа; работна среда-въздух; маслоустойчивост; материал ФКМ (hi-temp.const.) за пневматично реле за позиционер тип 3570	бр.	50
2		Гарнитура	Гарнитура голяма между ферма (алуминиева основа за монтаж на хоризонтално и вертикално реле) и основа на позиционер с кат.№ 1Н8547Х0012, температурен диапазон Тр 78 ⁰ С÷150 ⁰ С; работно налягане Рраб 0,6МРа; работна среда-въздух; маслоустойчивост; материал Fluoroelastomer (hi-temp.const.) за пневматичен позиционер тип 3570	бр.	40



3570 Positioners



40A8972-B
B1841.1L

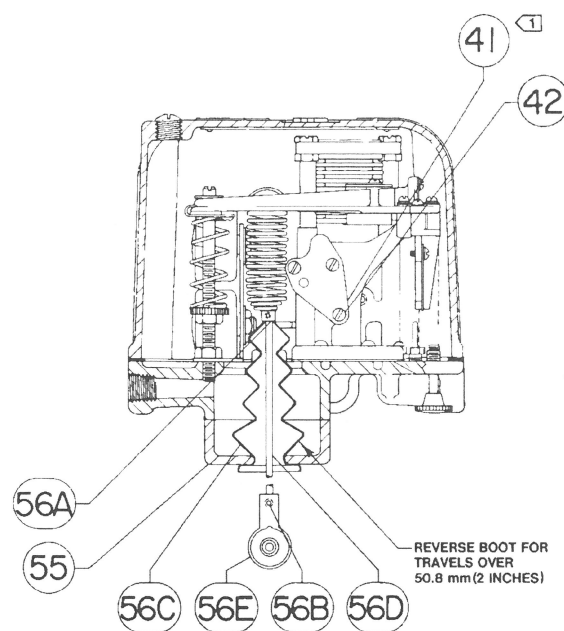
Figure 12. Type 3570C Positioner

Key	Description	Part Number	Key	Description	Part Number
5	Gauge bracket, pl steel For all types except 3570C	20B3886X012	21*	Bellows assembly, brass To 3.4 bar (50 psig)	1H8610000A2
6	Bias spring post, pl steel	1H854924102		High pressure bellows, brass, over 3.4 bar (50 psig)	1H9010000A2
7	Hex nut, pl steel (2 req'd)	1A499724122	22	Bellows post, brass (2 req'd)	1H856614022
8	Spring seat, pl steel (use with key 48 only)	1H855024102	23	Name plate, aluminum	2H8609X0052
9	Bias Spring, extension type Color Code: Black Pink Dark green	1N7177000A2 1J2933000A2 1J2932X00A2	24*	Instrument gauge, plastic case/brass wetted parts For all types except 3570C	
10	Retaining ring, pl steel (2 req'd)	1P257528992		0-30 psi/0-.2 MPa/0-2 bar	21B4037X012
11	Beam, aluminum	3H8579X0022		0-60 psi/0-.4 MPa/0-4 bar	21B4037X022
12	Flapper, SST (2 req'd)	1H854236012	25	Cylinder bottom gauge, plastic case/brass wetted parts For Types 3570, 3571, 3573, 3577	
13	Flapper arm, aluminum	2H8573X0012		0-160 psi/0-1.1 MPa/0-11 bar	21B4037X032
14	Horizontal flexure strip (2 req'd)	1H854343992	26	Valve Assembly For Type 3570C only	1N908899012
15	Vertical flexure strip	1H854443992	27	Hex nut, brass For Types 3570, 3571, 3573 (2 req'd) For Types 3572, 3576, 3577 (1 req'd) For Type 3570C (none req'd)	1C724018992 1C724018992
16	Machine screw, pl steel (2 req'd)	1H854628982	28	Instrument tubing assembly, copper For all types except 3570C	1H8612000A2
17	Machine screw, pl steel For Types 3570, 3570C, 3571 (12 req'd) For Types 3572, 3573, 3576, 3577 (11 req'd)	1H854528982	29	Relay assembly	See Repair Kits
18	Range Spring, pl steel	See table 5			
19	Spring retainer, pl steel	See table 7			
20	Spring lock, SST	1H855136012			

Instruction Manual
Form 1837
July 2006

3570 Positioners

Key	Description	Part Number
30*	Relay gasket, (2 req'd) Chloroprene (std. const.) FKM (hi-temp. const.)	1H855903012 1H8559X0032
31	Machine screw, pl steel For Types 3570, 3570C, 3571 (6 req'd) For Types 3572, 3573, 3576, 3577 (3 req'd)	1H856928992 1H856928992
32	Cap screw, pl steel (2 req'd)	1A782024052
33*	O-ring Nitrile (std. const.) FKM (hi-temp. const.)	1C853806992 1C8538X0052
34	Spring anchor, SST	1J293435022
35	Machine screw, pl steel (2 req'd)	1H854528982
36	Pipe plug, pl steel	1B636624162
37*	Cover gasket, Cork (std. const.) Silicone (hi-temp. const.)	1H853804042 1H853804142
38	Cover screw, pl steel (4 req'd)	1H854124652
39	Cover, aluminum	3H858308022
40	Washer, brass plated (2 req'd)	1H339718992
41	Relay blank, aluminum (see figure 14) For Types 3572, 3573, 3576, 3577	1J314907012
42	Screw, pl steel (see figure 14) For Types 3572, 3573, 3576, 3577 (3 req'd)	1A519928992
43	Label, paper For direct-acting units For reverse-acting units	1J600706032 1J600806032
45	Cylinder tubing assembly, copper For Types 3570, 3571, 3573, 3577	1H8611000A2
46	Bolt, brass w/o restrictor assembly (2 req'd) w/restrictor assembly (1 req'd)	1H856714022 1H856714022
47	Restrictor assembly, SST	1R6540000A2
48	Bias spring, compression type, pl steel Color Code: Silver Light blue Red Light green Brown	1H861827012 1H893227012 1H893327012 1H896827012 1R613427012
49	Service tee, iron For Type 3570C only	1P312321992
50	Pipe nipple, pl steel For Type 3570C only	1B218826232
51	Pipe tee, iron For Type 3570C only	1C597547362
52	Compression plug, brass For Type 3570C only (2 req'd)	1P279614012
53	Adaptor, brass For Type 3570C only (2 req'd)	1H447099022
54*	Cylinder top gauge, plastic case/brass wetted parts, For Types 3570, 3571, 3572, 3576 triple scale, 0-160 psi/0-1.1 MPa/0-11 bar dual scale, 0-160 psi/0-11 kg/cm ²	11B4040X032 11B4040X062



NOTE:
1 RELAY BLANK AND SCREWS (KEY 41 AND 42) ARE INSTALLED WHERE SHOWN FOR TYPE 3573 AND 3577 POSITIONERS. FOR TYPE 3572 AND 3576 POSITIONERS, THESE PARTS ARE INSTALLED ON THE OPPOSITE SIDE OF THE POSITIONER.
40A9335-C
A3230-IL

Figure 13. Feedback Wire Assembly (Typical with Type 3571, 3576, and 3577 Positioners)

Refer to figure 13 for keys 55 through 56E

Key	Description	Part Number
55	Mounting bracket, aluminum For Types 3571, 3576, 3577	Not Available
56A	Spring retainer, pl steel For Types 3571, 3576, 3577	1H912324102
56B	Set screw, pl steel For Types 3571, 3576, 3577 (2 req'd)	1H816428992
56C*	Boot, chloroprene For Types 3571, 3576, 3577	1H912206992
56D	Spring wire, pl steel For Type 3571 For Types 3576, 3577	1H914627022 11B6841X012
56E	End bearing For Types 3571, 3576, 3577	1H914599012
75	Tubing, copper (specify length)	0500201701W
77	Elbow, 3/8-inch, brass (specify quantity)	15A6002X162
78	Connector, 3/8-inch brass (specify quantity)	15A6002X202
84	Spring retainer spacer, SST	See table 8
88	Torsion spring, steel	11A7196X012
89	Extension cover, aluminum	11A7194X012

*Recommended spare parts

Instruction Manual

Form 1837
July 2006

3570 Positioners

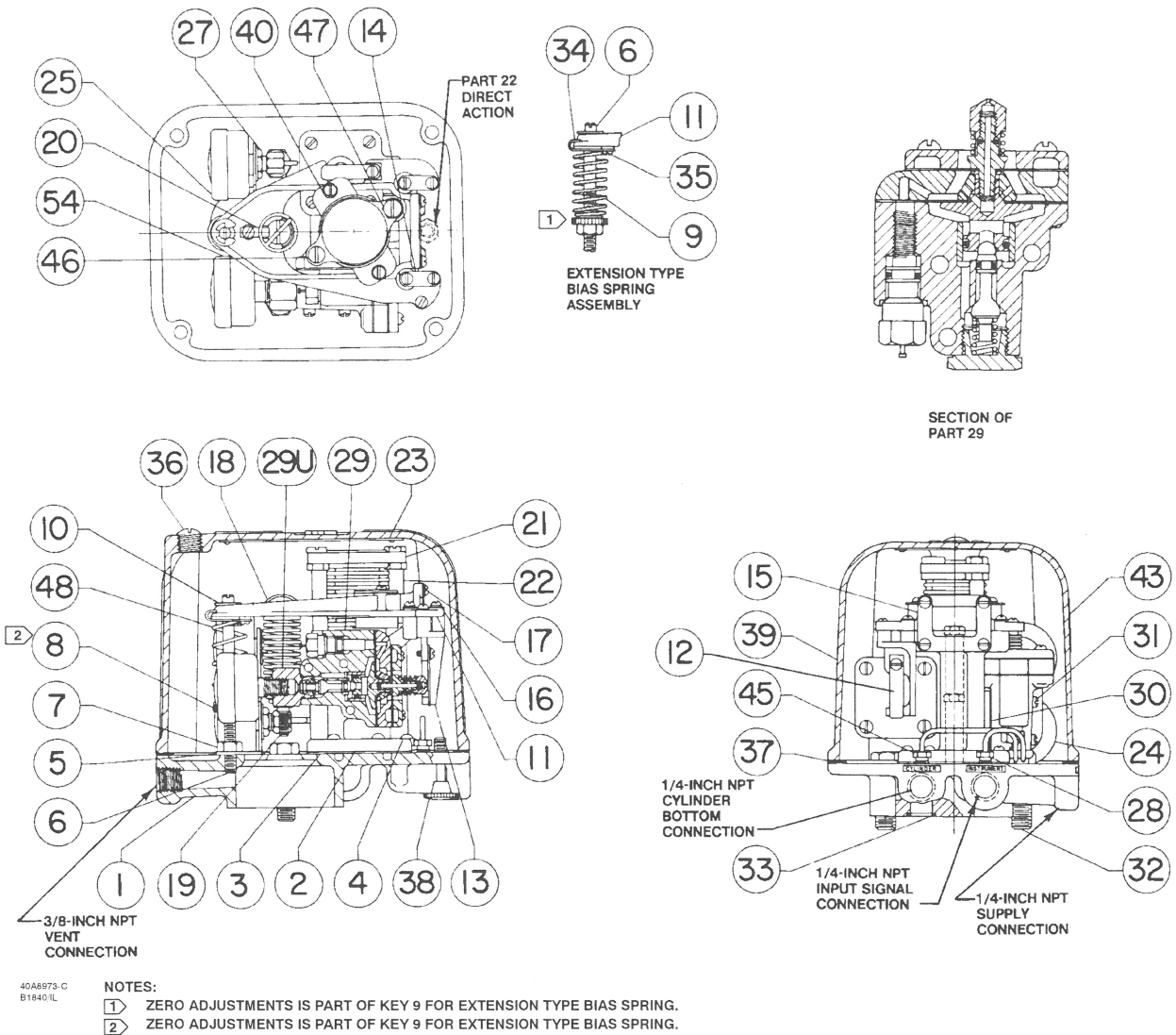


Figure 11. Type 3570 Positioner

Diagnostic Test Connection Kits

Description	Part Number
Kit includes pipe tee, pipe nipple, pipe bushings, connector body, and body protector used with the FlowScanner. Also, part number provides correct quantities of each item.	
For Diaphragm Actuators	
Stainless steel	12B8042X012
Steel	12B8042X022
For Piston Actuators	
Stainless steel	12B8043X012
Steel	12B8043X022
Pipe Thread Sealant (not furnished with hardware or connectors)	

Parts List

Positioner Common Parts (figures 11 and 12)

Key	Description	Part Number
1	Pilot base, aluminum	3H858008022
2	Pedestal, aluminum	3H8582X0012
3*	Pedestal gasket	
	Chloroprene (std. const.)	1H854703012
	Fluoroelastomer (hi-temp. const.)	<u>1H8547X0012</u>
4	Machine screw, pl steel (5 req'd)	1K781128992

*Recommended spare parts